

# Swami Rama Himalayan University

## EMPLOYMENT STATISTICAL REPORT 2024-25



**80+ COMPANIES VISITED**  
FOR THE PLACEMENT DRIVE DURING  
2025-26 SESSION (TILL DECEMBER 2025)





# INTRODUCTION

Swami Rama Himalayan University (SRHU) was established under Section 2(f) of the UGC Act, 1956 through the Swami Rama Himalayan University Act, 2012 and is promoted by the Himalayan Institute Hospital Trust (HIHT), a registered society under the Societies Registration Act, 1860. Rooted in the humanitarian philosophy of its founder, H.H. Dr. Swami Rama, the University is committed to delivering quality education, compassionate healthcare, and research-driven innovation, and has emerged as a leading multidisciplinary institution in northern India. In 2024, SRHU was awarded an A+ Grade by the National Assessment and Accreditation Council (NAAC), reflecting its academic excellence and institutional.

The Placement Cell at Swami Rama Himalayan University has been instrumental in strengthening industry linkages and enhancing employability skills among students across programs. Over the past few years, SRHU has witnessed a steady and encouraging upward trend in placements, reflecting the quality of education, skilling and preparedness of its graduates. Each year more companies participate in campus recruitment drives, expanding opportunities for students across different disciplines such as Healthcare and Life sciences, IT, Management, Engineering, and others. The percentage of students securing placements has consistently improved year-on-year, demonstrating stronger industry acceptance and effective career support initiatives.

## SURVEY OVERVIEW

Swami Rama Himalayan University (SRHU) conducted the Employment Survey 2024–25 among its graduates of the academic session 2023–24 to assess employability outcomes, progression to higher education, career readiness, and the relevance of academic programs to industry requirements. The survey also aimed to evaluate the effectiveness of institutional career support systems and to identify dominant employment sectors for SRHU graduates. The survey was administered through an online questionnaire circulated via official email IDs, alumni networks, and departmental social media groups. The collected data has been analyzed and presented in this report for academic quality enhancement, accreditation, and strategic planning purposes. Following table provides the survey summary:

Target Audience	Graduates of Session 2024–25
Survey Launch Date	01st October 2025
Survey Closing Date	15th December 2025
Report Date	31st December 2025
Total Graduates Surveyed	884
Total Responses Received	694
Response Rate	78.5%

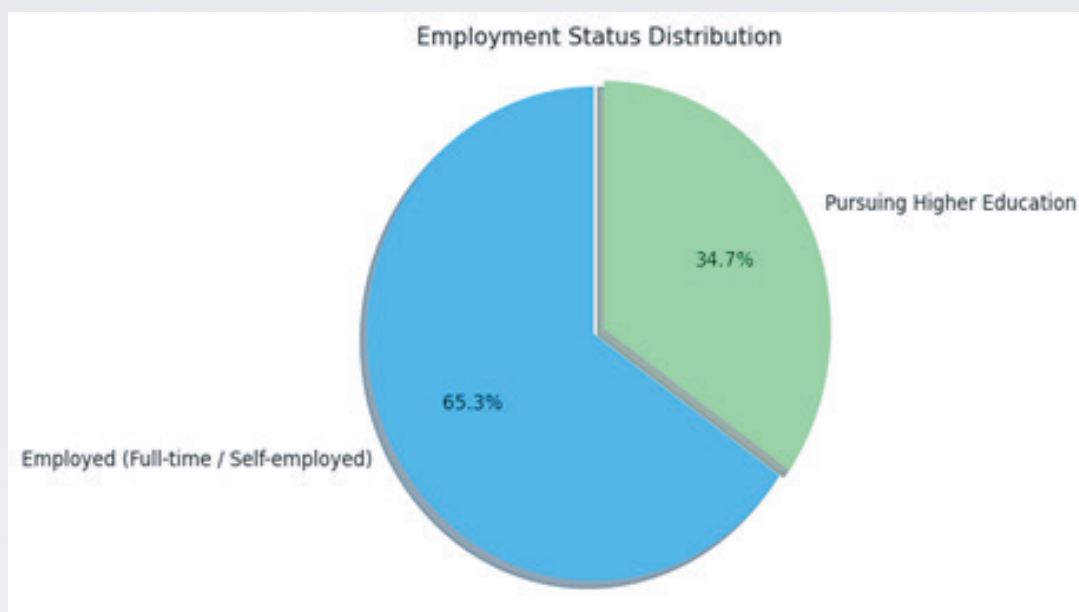


# EMPLOYMENT STATUS OF GRADUATES

The employment survey reveals strong employability outcomes for SRHU graduates, with a significant proportion securing employment within six months of graduation, while others have opted for higher education.

## EMPLOYMENT STATUS DISTRIBUTION

Status	Number of Graduates	Percentage
Employed (Full-time / Self-employed)	453	65.30%
Pursuing Higher Education	241	34.70%
<b>Total Respondents</b>	<b>694</b>	<b>100%</b>



The employability rate of 65.30% reflects the university's strong focus on industry-oriented curriculum, practical exposure, and structured career guidance. The remaining 34.7% graduates pursuing higher studies indicate a healthy inclination towards academic advancement and research.

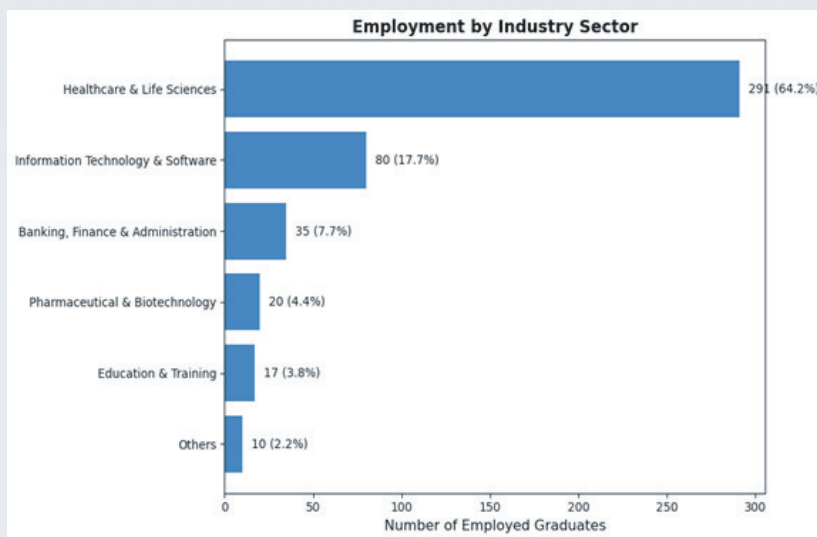
## INDUSTRY-WISE EMPLOYMENT DISTRIBUTION

Among the employed graduates, the Healthcare sector emerged as the leading employer, reflecting SRHU's academic strength and reputation in health sciences and allied disciplines.

## SECTOR-WISE EMPLOYMENT

Industry Sector	Number of Employed Graduates	Percentage
Healthcare & Life Sciences	291	64.24%
Information Technology & Software	80	17.66%
Education & Training	17	3.75%
Pharmaceutical & Biotechnology	20	4.42%
Banking, Finance & Administration	35	7.73%
Others	10	2.21%
<b>Total Employed Graduates</b>	<b>453</b>	<b>100%</b>



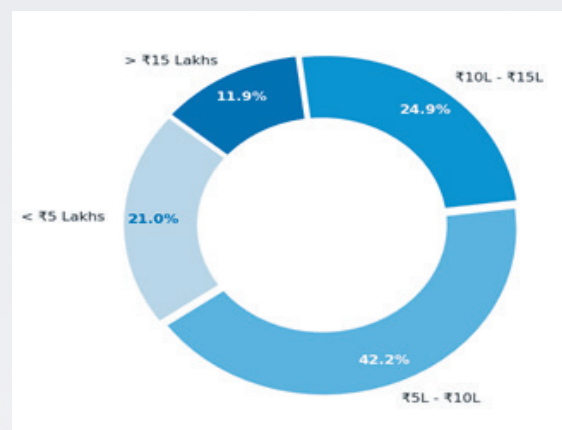


The dominance of the Healthcare industry demonstrates the university's alignment with regional and national healthcare needs, supported by strong hospital-based training and clinical exposure.

## SALARY DISTRIBUTION OF EMPLOYED GRADUATES

The starting annual salary (CTC) distribution of employed graduates is presented below:

Status	Number of Graduates	Percentage
Employed (Full-time / Self-employed)	453	65.30%
Pursuing Higher Education	241	34.70%
<b>Total Respondents</b>	<b>694</b>	<b>100%</b>



Nearly 65% of graduates earn above ₹5,00,000 annually, reflecting strong industry demand and competitive compensation. The majority fall in the ₹5,00,000–₹10,00,000 range, making it the most common salary bracket.

## CAREER PREPAREDNESS AND INSTITUTIONAL SUPPORT

Graduates were asked to assess how well their academic programs prepared them for employment and professional responsibilities.

Annual Salary Range (₹)	Number of Graduates	Percentage
Less than 5,00,000	95	20.97%
5,00,000 – 10,00,000	191	42.16%
10,00,000 – 15,00,000	113	24.94%
More than 15,00,000	54	11.92%
<b>Total</b>	<b>453</b>	<b>100%</b>



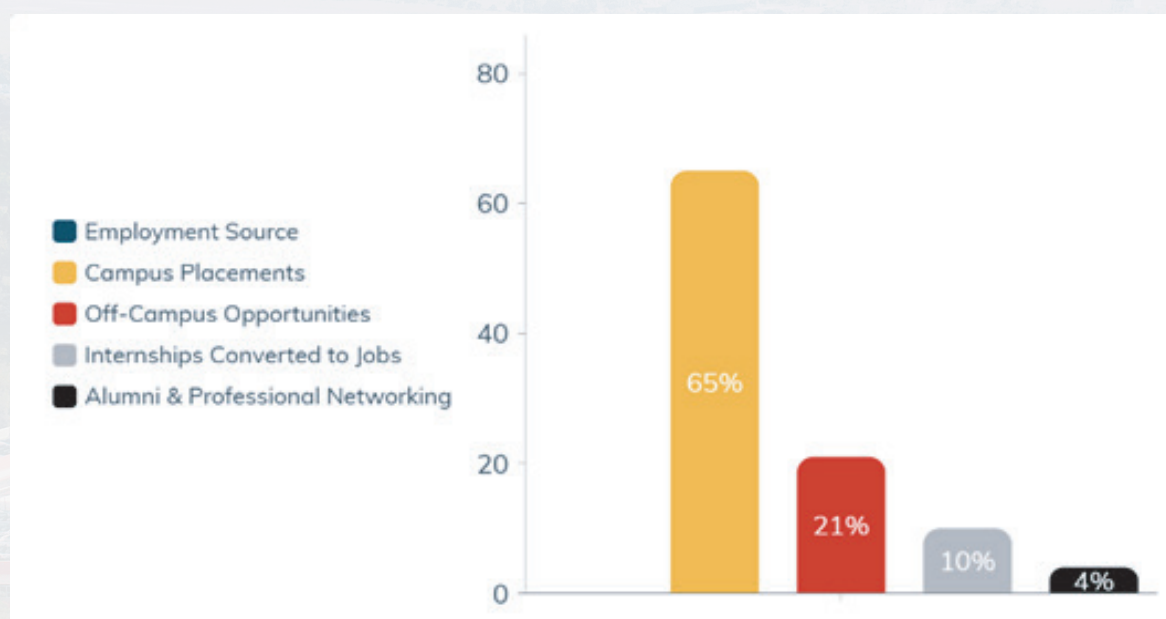


Over two-thirds of graduates secure salaries above ₹5,00,000, highlighting strong employability and industry demand. The ₹5,00,000–₹10,00,000 bracket dominates, reflecting competitive yet accessible compensation levels.

## SOURCE OF EMPLOYMENT

Employment opportunities generated through institutional recruitment, industry partnerships, internships, and alumni networks, supporting graduates in securing relevant career placements are summarized below:

Employment Source	Percentage
Campus Placements	65%
Off-Campus Opportunities	21%
Internships Converted to Jobs	10%
Alumni & Professional Networking	4%
<b>Total</b>	<b>100%</b>

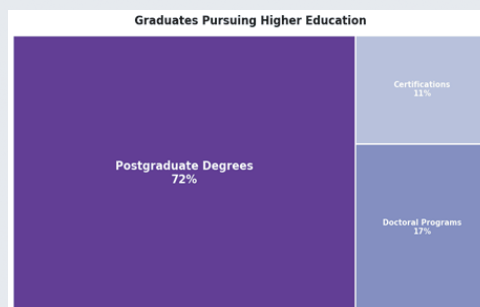




# GRADUATES PURSUING HIGHER EDUCATION

Amongst the graduates, a significant number are pursuing higher studies, reflecting strong academic motivation and career advancement goals of the University:

Degree Levels	Percentage
Postgraduate Degrees	72%
Doctoral / Research Programs	17%
Professional Certifications / Fellowships	11%
<b>Total</b>	<b>100%</b>



## Primary Reasons for Higher Studies:

- Career advancement
- Specialization in healthcare and allied sciences
- Research aspirations

## MAJOR RECRUITERS:

Swami Rama Himalayan University	Grant Thornton
Max Healthcare	Centaur Pharmaceuticals Pvt. Ltd., Mumbai
Health Sure Multispeciality Hospital	Goodrich Logistics
Maheshwari Hospital, Dehradun	Cynotek Tech. solutions Pvt. Ltd.
Maxwell Jan Jeevan Hospital	Auriga Research Pvt. Ltd., ND-15
Metro Hospital and Heart Institute	Krishna Diagnostic Ltd
Pragya Hospital & Paramedical College	Sharon Bio-Medicine
Shri Swami Bhumanand Hospital	Akums Drugs and Pharmaceuticals Ltd.
Fortis Hospital	AMNOS Life Sciences, Mohali Punjab
Puri Sanjeevani Hospital, Rishikesh	Learning Routes Pvt Ltd
Sanjeevani Hospital & Medical Research Institute	Rubico IT Pvt Ltd
Enzene Biosciences Ltd	Aloha Technologies
MITS Healthcare Pvt Ltd	Piramal Finance
CHC Healthcare	Arvind Fashions
Manas Foundation	i-energizer
Panacia Biotech	Relinns
IDS Infotech	Sunfox
Justdial	Logic Ladder

# SRHU EMPLOYMENT SURVEY QUESTIONNAIRE FORM

Please spare some time to complete this employment survey 2025. Your responses will help Swami Rama Himalayan University understand the career outcomes of its graduates and improve its programs and services. All responses will be kept confidential and used for statistical purposes only.

## (A) Personal Information:

Full Name  
(Optional):

Email Address  
(Optional):

Graduation Year:

Degree Program:

## (B) Employment Status:

What is your current employment status?

- |  |  |
|--|--|
| <input type="checkbox"/> Employed full-time            | <input type="checkbox"/> Self-employed/Freelancer/ Employed in family Business |
| <input type="checkbox"/> Pursuing further education    | <input type="checkbox"/> Unemployed and actively seeking employment            |
| <input type="checkbox"/> Not seeking Job/ Other: _____ | <input type="checkbox"/> Unemployed but preparing for Government jobs          |

If employed, please mention:

Job title/position

Company/  
Business name

Industry Sector  
(Please Select)

- |  |  |
|--|--|
| <input type="checkbox"/> Healthcare & Life Sciences        | <input type="checkbox"/> Pharmaceutical & Biotechnology    |
| <input type="checkbox"/> Information Technology & Software | <input type="checkbox"/> Banking, Finance & Administration |
| <input type="checkbox"/> Education & Training              | <input type="checkbox"/> Others: _____                     |

Annual Gross  
Salary (CTC)

Was your job offer obtained through university placement cell or networking?

- |   |   |
|---|---|
| <input type="checkbox"/> Yes, through university placement cell | <input type="checkbox"/> Yes, through alumni networking               |
| <input type="checkbox"/> Yes, through a job fair                | <input type="checkbox"/> Yes, through personal connections/networking |
| <input type="checkbox"/> No, I found the job independently      |   |

## (C) Career Preparation and Support:

**How satisfied are you with the career guidance and support services provided by the university (e.g., counselling, workshops, placement assistance)?**

☐ Very satisfied      ☐ Satisfied      ☐ Neutral      ☐ Dissatisfied      ☐ Very dissatisfied

**(A) Further Education (if Applicable):**

**Are you pursuing any further education?** ☐ YES      ☐ NO

**(e.g., Master's degree, Doctorate, certifications etc.)?**

**If yes, please mention**

Program:

Institution name:

**What factors influenced your decision to pursue further education?**

☐ Career Advancement      ☐ Personal Interest  
☐ Other (Please Specify): \_\_\_\_\_

**(B) Additional Feedback:**

Please provide any suggestion for better Career preparation/ Placement Cell Services?

Thank you for your valuable insights!

Your feedback will help SRHU improve its programs and better support future graduates in building successful careers.